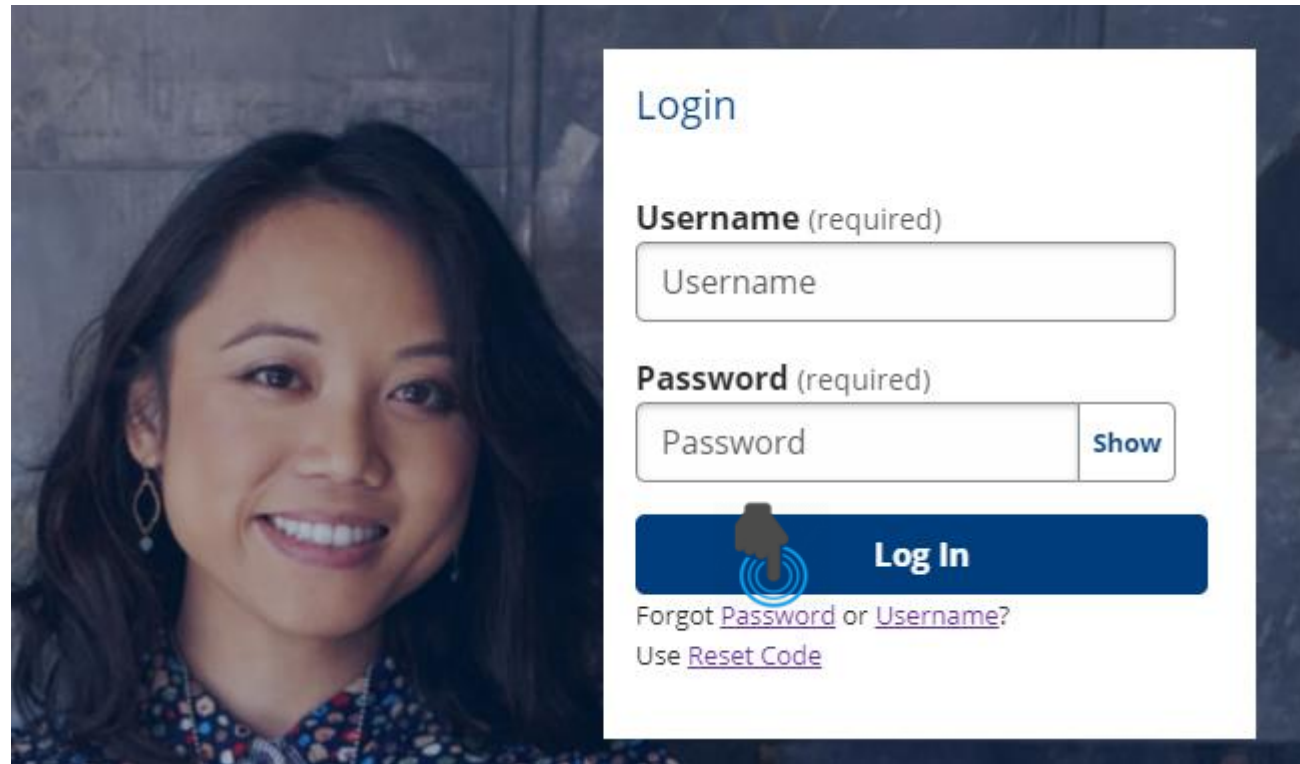




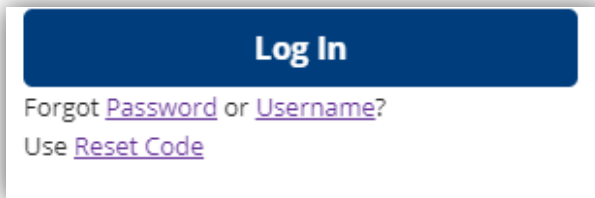
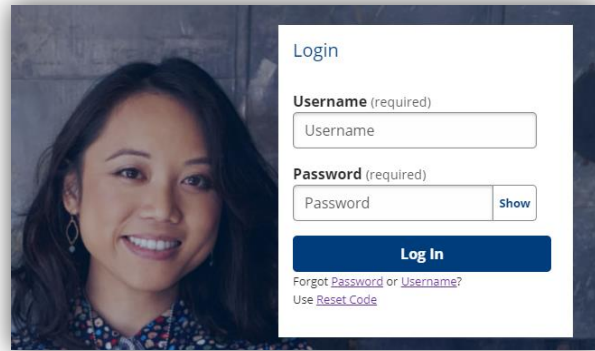
FORGOT PASSWORD/USERNAME USING A RESET CODE

FORGOT PASSWORD




Forgot Password

Click the forgot **Password** link beneath the Log In tab.



The Forgot Password page displays

Forgot Password

 Enter your username to reset your password.

Username (required)

Submit [Use Reset Code](#)

Enter Username and click Submit

Reset your password with one of the following options.

Forgot Password

Reset Code

Enter a temporary password provided by the American Job Center staff.

Security Question

Answer your security question to reset your password.

Email

We will send a reset link to *****@yahoo.com.

Back

FORGOT PASSWORD

There are three options you can use to recover your password.

If you have a Reset Code, you may enter it.

You should have an email address on file that can receive password reset links.

You may provide the answers to your Security Questions to recover your account information :

- 1 Use a Reset Code
- 2 Enter email address
- 3 Use Security Question

Reset Code

Contact your local [Workforce Center](#) to receive a password reset code.

Username (required)

Code (required)

Submit **Back**

Email

Click **Submit** to receive a password reset link via email at .

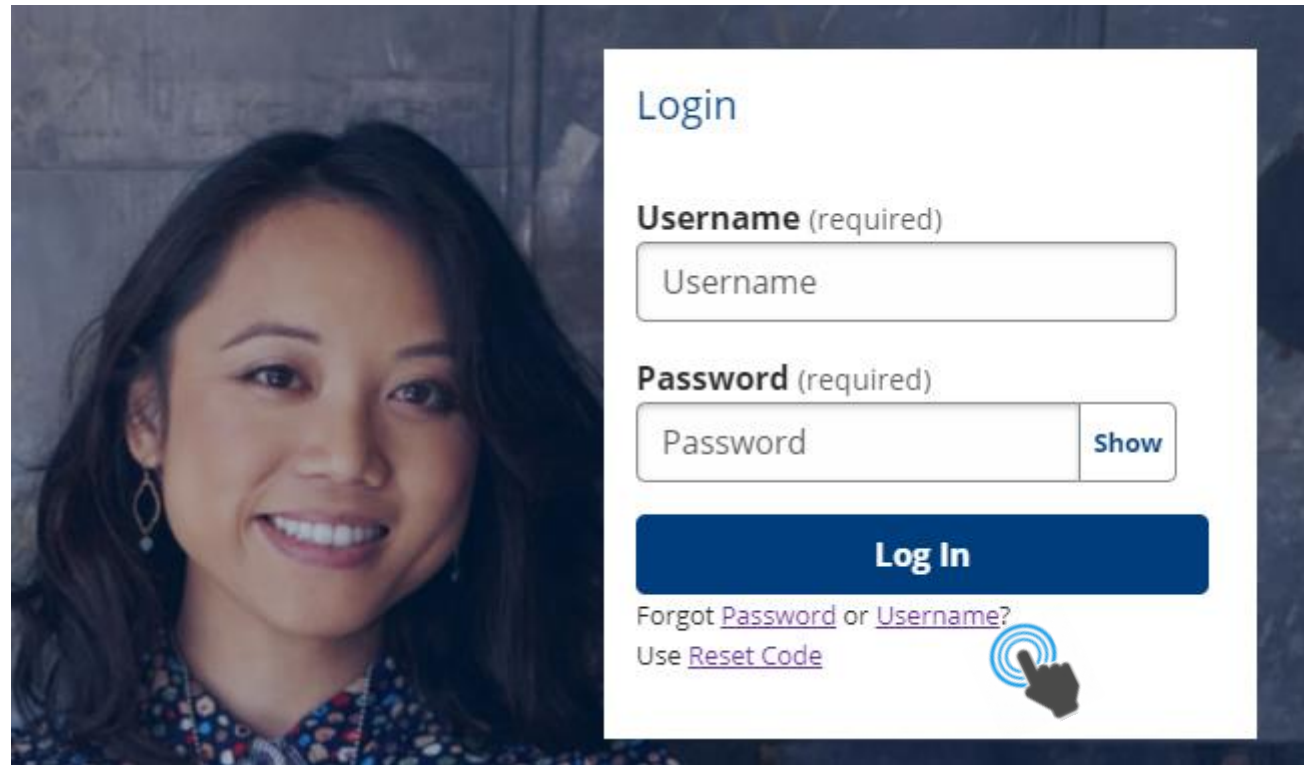
Submit **Back**

Security Question

Favorite Color (required)
 Show

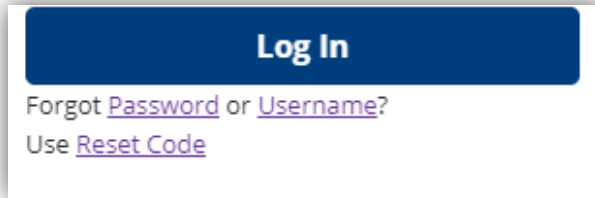
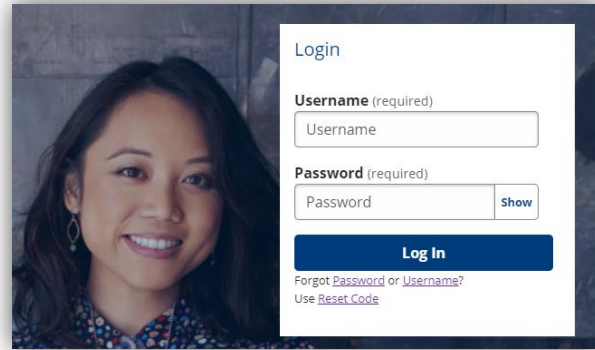
Submit **Back**

FORGOT USERNAME



Forgot Username

Click the forgot **Username** link beneath the Log In tab.



The Forgot Username page displays

Forgot Username

Enter your confirmed email address to get your username emailed to you. Or use **Alternate Recovery** for other options.

Email (required)

Submit [Alternate Recovery](#)

Enter email address and click Submit or use Alternate Recover for other options.


Alternate Username Recovery

Account Type (required)

Job Seeker

Last Name (required)

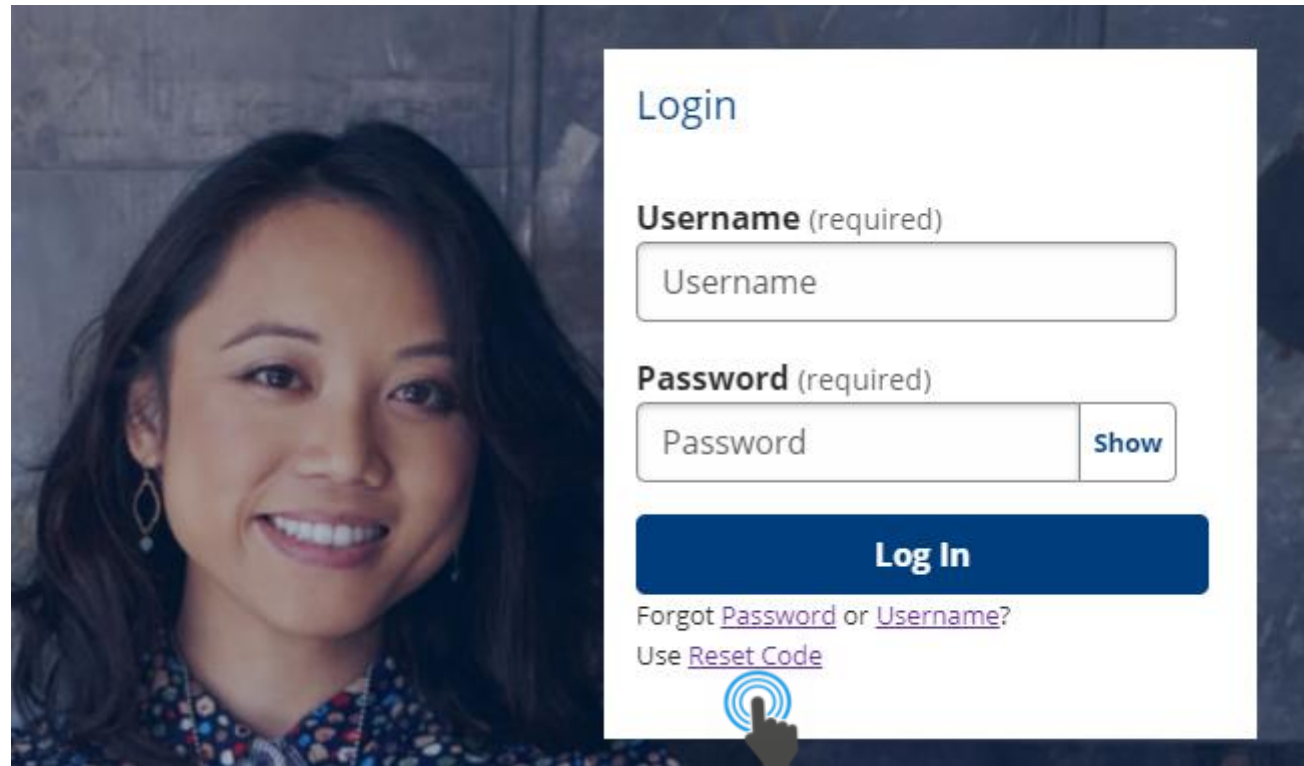
Date of Birth (required)

ZIP (required)

Submit

USING RESET CODE



USING RESET CODE

You can contact your local Workforce Center by calling 877-509-6757 to receive a password reset code to use to gain access to your KANSASWORKS account, or by using the “chat now” feature located at the bottom of the KANSASWORKS.com home page.

Reset Code



Contact your local [Workforce Center](#) to receive a password reset code.

Username (required)

Code (required)

Submit

Back

The screenshot shows the KANSASWORKS website home page. At the top right, there is a "Log In" link. Below the navigation bar, there are links for "Job Seekers", "Employers", "Training Providers", and "Contact Us". The main content area features a search section titled "Find the Best" with the subtitle "Explore the jobs, resumes, or training programs in your area". Below this, there are three tabs: "Find a Job", "Find a Resume", and "Find Training". The "Find a Job" tab is active. The search form includes three input fields: "Keyword" (with a search icon), "Location" (with a location pin icon), and "Radius" (with a dropdown arrow). A "Search" button is to the right of these fields. Below the "Keyword" field, there is a small text: "e.g., job title, company, or occupation keyword". Below the "Location" field, there is a small text: "e.g., ZIP or City and State". Below the "Radius" field, there is a small text: "in miles". To the right of the search section, there is a "Login" form. It has a "Username (required)" field and a "Password (required)" field with a "Show" button. Below the password field is a "Log In" button. At the bottom of the login form, there is a link: "Forgot Password or Username? Use Reset Code". At the bottom right of the page, there is a "Chat now" button with a chat icon.